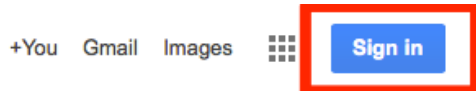
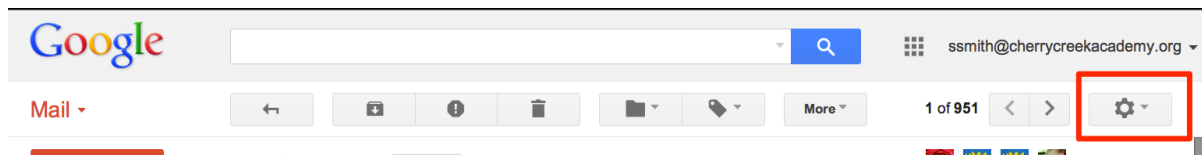


How to Change your Google Apps Password (Including Email)

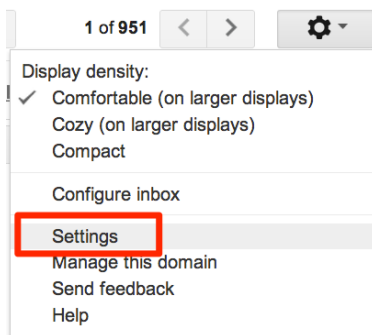
A. Log in to your email account (start at Google.com or mail.google.com)



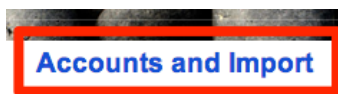
B. Click the triangle to the right of the settings gear (see red box below)



C. Click Settings



D. Click Accounts and Import



E. Click Change Password

